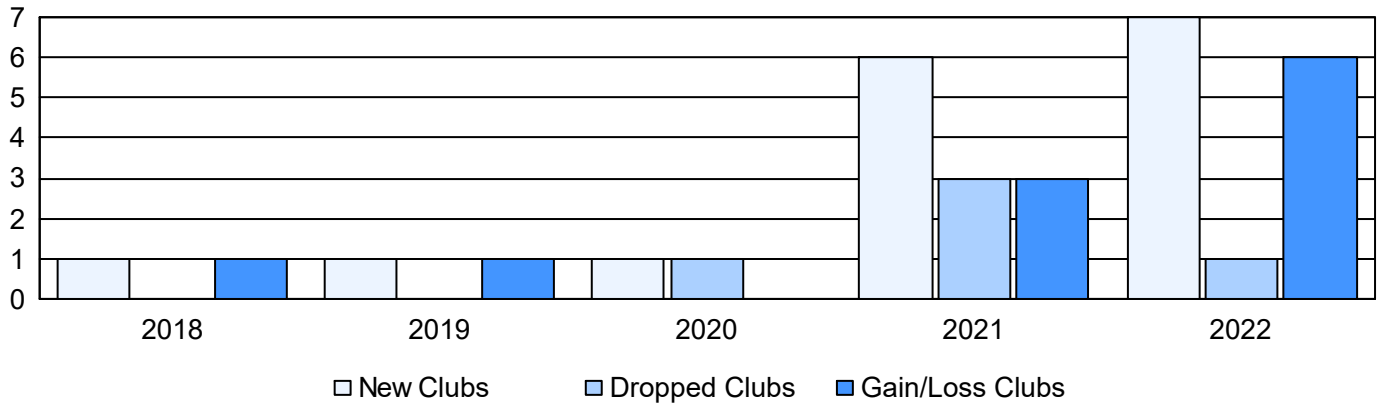
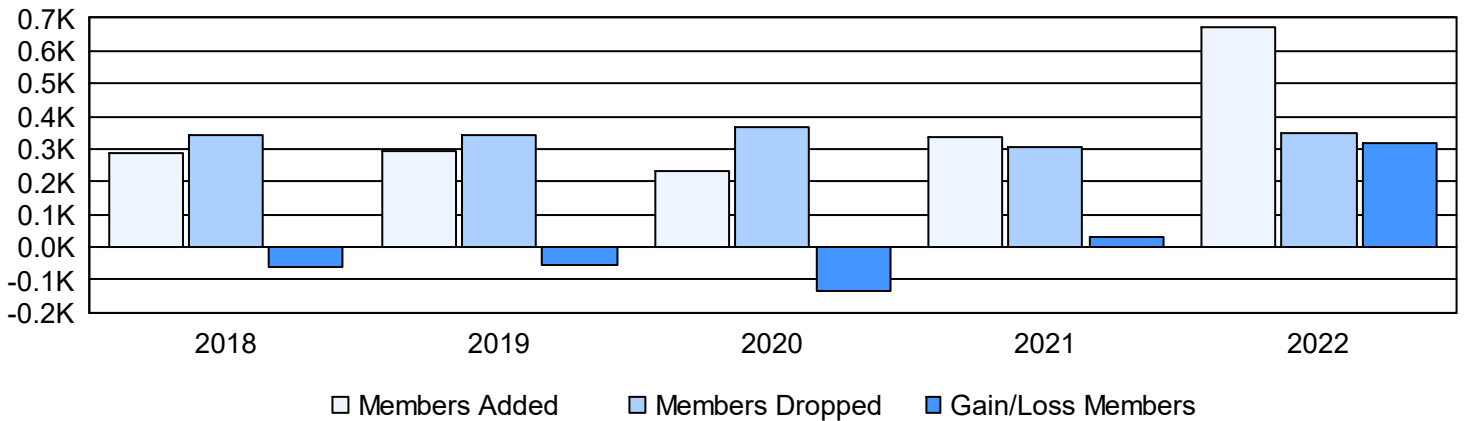


| Year | New Clubs | Dropped Clubs | Gain/ Loss Clubs | New Members | Charter Members | Reinstate Members | Transfer Members | Total Member Added | Total Members Dropped | Gain/ Loss Members |
|----------------|-----------|---------------|------------------|-------------|-----------------|-------------------|------------------|--------------------|-----------------------|--------------------|
| 2017-2018 | 1 | 0 | 1 | 246 | 26 | 10 | 3 | 285 | 345 | -60 |
| 2018-2019 | 1 | 0 | 1 | 244 | 34 | 7 | 6 | 291 | 343 | -52 |
| 2019-2020 | 1 | 1 | 0 | 177 | 28 | 11 | 18 | 234 | 366 | -132 |
| 2020-2021 | 6 | 3 | 3 | 158 | 152 | 25 | 1 | 336 | 307 | 29 |
| 2021-2022 | 7 | 1 | 6 | 411 | 246 | 11 | 2 | 670 | 351 | 319 |
| Average | 3 | 1 | 2 | 247 | 97 | 13 | 6 | 363 | 342 | 21 |

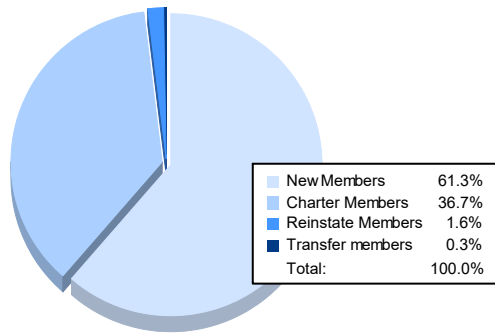
Clubs



Members



Membership Composition June 2022 Cumulative



Gender Composition June 2022 Cumulative

